


CALDWELL PUBLIC



LIBRARY'S



APRIL bingo board

TAKE A
WALK IN
NATURE

READ
MICHELLE'S
GARDEN BY
SHAREE
MILLER

READ 'THE
EARTH
BOOK' BY
TODD PARR

COLOR AN
EARTH DAY
COLORING
PAGE FROM
OUR READING
ROOM

LISTEN TO
SONGS
FROM THE
LORAX ON
HOOPLA

READ
EARTH DAY
BY ELAINE
LAUNDAU

BUILD
SOMETHING
OUT OF
CARDBOARD

COLOR A
PICTURE
OF
EARTH

USE A REUSABLE
BAG WHEN YOU
GO SHOPPING
WITH YOUR
PARENT/
GUARDIAN

REUSE/RE
PURPOSE
AN ITEM

EAT
GUMMY
WORMS

WATCH
EARTH
YAY! ON
KANOPY

PAINT/
DECORATE
STONES
AND ROCKS

READ WE ARE
WATER
PROTECTORS
BY CAROLE
LINDSTROM

READ THE
LORAX ON
LIBBY


LOOK AT/DO
EARTH
FRIENDLY
CRAFTS FOR
KIDS

INSPIRED BY EARTH MONTH

CALDWELL PUBLIC



LIBRARY'S



APRIL bingo board

TAKE A
WALK IN
NATURE

READ
MICHELLE'S
GARDEN BY
SHAREE
MILLER

READ 'THE
EARTH
BOOK' BY
TODD PARR

COLOR AN
EARTH DAY
COLORING
PAGE FROM
OUR READING
ROOM

LISTEN TO
SONGS
FROM THE
LORAX ON
HOOPLA

READ
EARTH DAY
BY ELAINE
LAUNDAU

BUILD
SOMETHING
OUT OF
CARDBOARD

COLOR A
PICTURE
OF
EARTH

USE A REUSABLE
BAG WHEN YOU
GO SHOPPING
WITH YOUR
PARENT/
GUARDIAN

REUSE/RE
PURPOSE
AN ITEM

EAT
GUMMY
WORMS

WATCH
EARTH
YAY! ON
KANOPY

PAINT/
DECORATE
STONES
AND ROCKS

READ WE ARE
WATER
PROTECTORS
BY CAROLE
LINDSTROM

READ THE
LORAX ON
LIBBY

LOOK AT/DO
EARTH
FRIENDLY
CRAFTS FOR
KIDS


INSPIRED BY EARTH MONTH

THE INFO

1. Children are invited to complete our monthly bingo board challenges
2. We encourage you to complete the board as a family, ask questions, and have conversations.
3. Modify any of the challenges as needed for the age of the player
4. Complete 4 challenges on the board (they don't have to be in a row!)
5. Kids - hand in your finished bingo board in and share a bit about what you did by the end of the month for a small prize!

THE PROOF

Kids! Write or draw about one of the activities you did or tell us about it when you drop off your game board!



THE INFO

1. Children are invited to complete our monthly bingo board challenges
2. We encourage you to complete the board as a family, ask questions, and have conversations.
3. Modify any of the challenges as needed for the age of the player
4. Complete 4 challenges on the board (they don't have to be in a row!)
5. Kids - hand in your finished bingo board in and share a bit about what you did by the end of the month for a small prize!

THE PROOF

Kids! Write or draw about one of the activities you did or tell us about it when you drop off your game board!

